

Name: _____

American Indian Pottery of North Carolina, Past and Present

Worksheet


Before you begin this lesson, please answer the following questions:

1. What do you know about American Indians in North Carolina or elsewhere in North America?

2. How do you think American Indians lived hundreds or thousands of years ago (think about what homes they might have lived in, what they wore, and what they might need and use in their daily lives)?

Part I: Look carefully at examples of pottery from the Woodland period.

(*images courtesy of UNC Research Laboratories of Archaeology, <https://ancientnc.web.unc.edu/>)




What do you see here?

What do you think these ceramic pots were used for?

What can these vessels tell us about the people who made them?

Now look at the surface decoration on these fragments and jars.

(*images courtesy of UNC Research Laboratories of Archaeology, <https://ancientnc.web.unc.edu/>)



What do you notice?

How do you think these surface designs were created?

Why would pottery makers take the time to create designs on their pots?

Part II: Look carefully at the two pieces of pottery in the slide presented. In the space below, record what you see in these two pieces that is similar (in the center section) and different (in the outer two circles).

COMPARE & CONTRAST

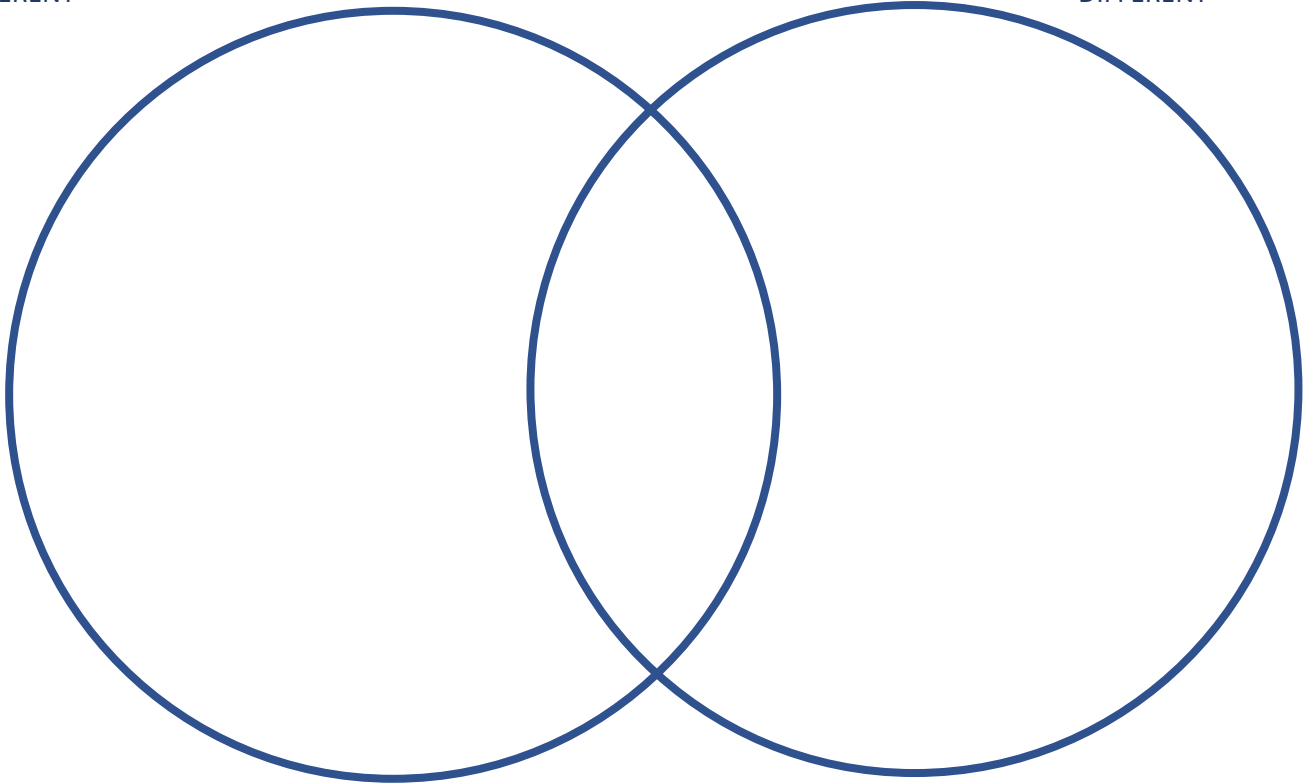
OBJECT A) _____

OBJECT B) _____

DIFFERENT

SIMILAR

DIFFERENT



Part III:

What did you learn about pottery making?

What did you learn about American Indians in North Carolina?

Did any of the information you learned change your understanding of American Indians in North Carolina or elsewhere in North America?

This lesson plan was created by Anne Haugh of Penderlea School as part of the 2021-2022 UNC World View Global Fellows Program. For more information about the program, please visit <http://worldview.unc.edu/>.